



Child Safeguarding  
Initiative

# NATIONAL PRINCIPLES FOR CHILD-SAFE ORGANISATIONS

A Self-Assessment & Action Plan  
For WA State Sport Associations



## ACKNOWLEDGEMENT OF COUNTRY

We would like to pay our respect and acknowledge the Traditional Custodians of Country throughout Australia and their connections to land, sea and community. We pay our respect to their Elders past and present, and extend that respect to all Aboriginal and Torres Strait Islander peoples today.

## CONTENT WARNING

We advise that information regarding child safeguarding is referenced in the True Sport Child Safeguarding resources. Therefore, some readers may find certain sections of this content difficult or distressing. You are encouraged to consider your needs, and mental health and wellbeing in accessing this material.

If this content provokes any distress or concerns, please consult a trusted health professional or to seek assistance, visit the [True Sport - Community Links webpage](#) for information about support services or view the [True Sport Child Safeguarding Reporting Flowchart](#) for information about where and how to report suspicions of, or disclosures from, a child at risk of harm.

The information in this document is general in nature and does not constitute legal or professional advice (including advice relating to child safeguarding). SportWest is not liable to users for any loss resulting from the use of this document and accepts no responsibility for the accuracy of the information or your reliance on it. SportWest recommends users seek independent advice as necessary. [Click here](#) for the full disclaimer relating to SportWest child safeguarding documents.





## CONTENTS

- [01](#) **Introduction**
- [02](#) **The prevalence of child abuse**
- [03](#) **How can your SSA create a safe environment for children and young people?**
- [04](#) **How to use this resource**
- [05](#) **Self Assessment sheets**



[National Principle 1: Leadership, governance and culture](#)



[National Principle 2: Empowering children to participate](#)



[National Principle 3: Involving family and community](#)



[National Principle 4: Equity upheld and diverse needs respected](#)



[National Principle 5: Managing staff and volunteers](#)



[National Principle 6: Child friendly complaint process and reporting](#)



[National Principle 7: Education and development](#)



[National Principle 8: Safe environments – physical and online](#)



[National Principle 9: Continuous improvement](#)



[National Principle 10: Child safe and friendly policies](#)

- [06](#) **Action Plan**

## FOREWORD BY CEO SPORTWEST, TROY KIRKHAM

As the CEO of SportWest, the peak body for sport in WA, I am passionate that we play a lead role in assisting the WA sports industry navigate child safeguarding information to enable children and young people to have safe and fun sporting experiences.

True Sport Child Safeguarding has been developed to assist State Sport Associations better understand the National Principles for Child Safe Organisations and take action to improve outcomes for children and young people.

I would like to acknowledge and thank the WA sports industry and members of the SportWest Child Safeguarding in Sport Advisory Group for their contribution that has informed the development of the True Sport Child Safeguarding resources.

I acknowledge that sport is already doing an incredible amount of work to keep children and young people safe, and I hope this self-assessment and action plan will assist your organisation in identifying next steps to focus on to build upon the work already underway to keep children and young people safe.

Thank you for the contribution to the sports industry and for taking the time to engage with this resource to enable a brighter future for children and young people.



Troy Kirkham, CEO SportWest



# 01

## INTRODUCTION

Sport has huge benefits for individuals, clubs and State Sport Associations (SSAs). Specifically, WA sport delivers an estimated gross benefit of **\$10.3 billion per year<sup>1</sup> across the entire community**. These benefits are only possible due to the tireless efforts of sport administrators and volunteers which SportWest hugely values, acknowledges and congratulates.

These benefits are only accessible if people who are involved in sport, including children and young people, have positive experiences. To enable everyone involved to have that positive experience, the WA sports industry needs to be supported through advocacy, resources and education. This is why SportWest is proud that **True Sport** has been re-launched.

It is essential that WA sport organisations:

- Do everything they can to enable children and young people to have positive, fun and safe experiences
- Inform everyone involved in their sport about what to do if they suspect a child or young person is at risk of harm or has been harmed (whether this be in connection with sport or in another setting).



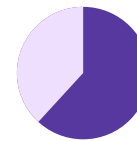
# 02

## THE PREVALENCE OF CHILD ABUSE

Evidence shows that many children and young people continue to be abused in Australia (across all settings, of which sport is one).

**This is unacceptable.**

A recent [Australian Child Maltreatment Study](#) found that:



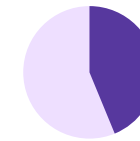
**62%** of Australians experienced maltreatment in childhood



**34.6%** of young people experienced emotional abuse



**28.2%** of young people experienced physical abuse



**43.8%** of young people experienced exposure to domestic violence



**10.3%** of young people experienced neglect



**25.4%** of young people experienced 3-5 types of abuse



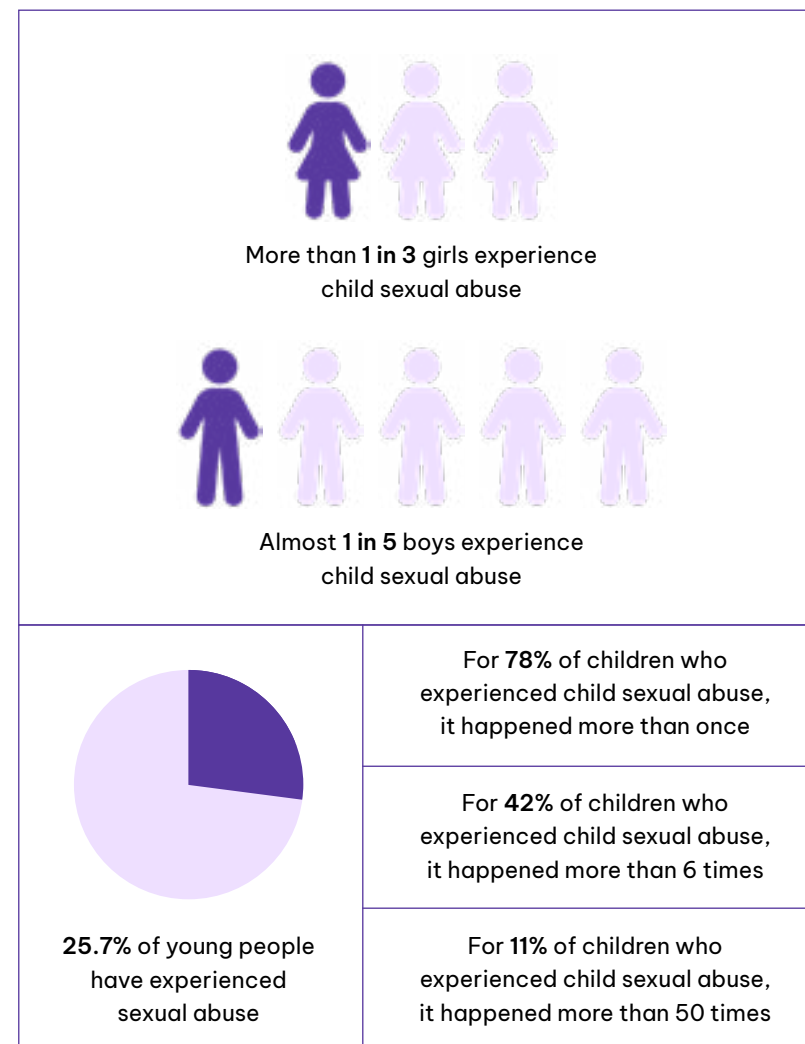
**40.2%** of young people have experienced more than 1 type of abuse

[The Royal Commission into Institutional Responses to Child Sexual Abuse](#) found that victims of child sexual abuse may disclose abuse in different ways to different people through their lives and they may not disclose until many years after it has occurred. Survivors who spoke with the Royal Commission took on average **23.9 years to tell someone about the abuse**, with men often taking longer to disclose than women. [The Royal Commission into Institutional Responses to Child Sexual Abuse](#) also heard many cases where adults let children and young people down by not acting on the information they had been provided or had suspected. **This is unacceptable.**

These statistics are **confronting**. Every child has the right to always feel and be safe.

Keeping children and young people safe is a collective responsibility – everyone needs to play a part. It is not only essential for sport organisations to do everything they can to create and maintain safe environments for children and young people, but also vital that everyone involved in sport is aware what to do if they suspect a child or young person is at risk of harm, or a child or young person discloses that they have been harmed.

**Your SSA has a critical opportunity to make a positive impact in the lives of children and young people by addressing the safety of your organisation.**



# 03

## HOW CAN YOUR SSA CREATE A SAFE ENVIRONMENT FOR CHILDREN AND YOUNG PEOPLE?

As mentioned above, we all play a part in keeping children and young people safe, including sport organisations. To assist with this, in 2019 every state and territory agreed to [10 National Principles for Child Safe Organisations](#) (National Principles) that the Human Rights Commission helped to create. These are based on the recommendations from the [Royal Commission into Institutional Responses to Child Sexual Abuse](#).

These National Principles are designed for all organisations which engage with children and young people, and therefore are broad.

To assist WA sport organisations to understand and implement the National Principles, True Sport Child Safeguarding, has developed a suite of resources to explain what each National Principle means and provide examples of steps SSAs can take to work towards implementing these.



# 04

## HOW TO USE THIS RESOURCE:

The purpose of this resource is to assist SSAs to commence or continue their journey of creating and maintaining safe environments for children and young people through the implementation of the National Principles. This self-assessment has been informed by information available from the [Australian Human Rights Commission](#) and the [Commissioner for Children and Young People](#).

### PHASE 1

Understanding what each National Principle is and how this applies to your SSA.

### PHASE 2

Identifying what steps your SSA is taking or can take in order to implement each National Principle.

### PHASE 3

Taking **Action** to start to implement the steps identified in phase 2.

### PHASE 4

Reviewing progress and continuous improvement.



## TIPS:

### PHASE 1:

- Read through each key action area one by one in the self-assessment.
- To assist in understanding the meaning of each National Principle, review the 'key action areas' and the examples of what steps your SSA can take to work towards implementing each key action area.

### PHASE 2:

- Identify and document what steps your SSA is currently taking to implement each National Principle and key action area and provide your SSA a rating between **0 – 2** describing its current progress towards implementing each National Principle, using the following scale:
  - 0** = Our SSA has not yet started working towards implementing the key action area.
  - 1** = Our SSA has commenced implementing the key action area.
  - 2** = Our SSA has fully implemented the key action area.
- Identify and document what 'next steps' your SSA can take to either build upon its current focus; or commence work towards implementing each National Principle and key action area.

### PHASE 3:

- Review the completed self-assessment resource and decide which National Principle(s) your SSA is going to focus<sup>1</sup> on for the short term.
- Complete the True Sport Child Safeguarding [Action Plan](#) to include the National Principle(s) and key action areas of focus, as well as who will lead this work and when will it be achieved by.
- Align your True Sport Child Safeguarding Action Plan with your SSA operational plan.
- Commence the implementation of your True Sport Child Safeguarding Action Plan!

### PHASE 4:

- Regularly review the progress of your True Sport Child Safeguarding Action Plan to inform continuous improvement.
- Update and amend your True Sport Child Safeguarding Action Plan as required.
- Repeat the whole process (phases 1 – 4) annually.



## <sup>1</sup>IF YOUR SSA IS UNSURE WHERE TO GET STARTED, THE FOLLOWING MAY ASSIST:





- It is important to remember that the implementation of all National Principles takes time.
  - > Be realistic.
  - > Be practical.
  - > Start somewhere!
- Ensure that your SSA is complying with all legislation. For example, start by checking that your SSA is implementing National Principle 5, which includes compliance with the *Working with Children (Screening) Act 2004*.
- It is also important to look at what your SSA already has in place and see how you can build on this.
- Identify where the highest risks to children and young people are in your SSA and start addressing these.

Child safety and wellbeing is embedded in organisational leadership, governance and culture

NATIONAL PRINCIPLE 1



<p><b>Key action areas:</b></p> <p><i>Click on each 'key action area' to view further information on how your SSA can commence or continue implementing this area.</i></p>	<p>Provide your SSA a rating between 0-2*. <i>Mark a circle.</i></p>	<p>If your rating is between 1-2*, document <u>examples</u> of the steps taken to achieve this.</p>	<p>Next steps (including ways to improve or extend current work or commence work in the short term) to progress your rating.</p> <p><i>See Key Action Area Fact Sheets (links in left column) for examples of how to do this.</i></p>	<p>Who is responsible and when will this be achieved by?*</p>
<p><b>1.1</b> The SSA makes a public commitment to child safety.</p> <p> <a href="#">View fact sheet 1.1</a></p>	<p>0</p> <p>1</p> <p>2</p>			
<p><b>1.2</b> A child safe culture is championed and modelled at all levels of the SSA, from the top down and the bottom up.</p> <p> <a href="#">View fact sheet 1.2</a></p>	<p>0</p> <p>1</p> <p>2</p>			

<p><b>1.3</b> Governance arrangements facilitate implementation of the SSA child safety and wellbeing policy at all levels.</p> <p> <a href="#">View fact sheet 1.3</a></p>	<p>0</p> <p> </p> <p>1</p> <p> </p> <p>2</p>			
<p><b>1.4</b> A Child Safety Code of Conduct provides guidelines for staff and volunteers on expected behavioural standards and responsibilities.</p> <p> <a href="#">View fact sheet 1.4</a></p>	<p>0</p> <p> </p> <p>1</p> <p> </p> <p>2</p>			
<p><b>1.5</b> Risk management strategies focus on preventing, identifying and mitigating risks to children and young people.</p> <p> <a href="#">View fact sheet 1.5</a></p>	<p>0</p> <p> </p> <p>1</p> <p> </p> <p>2</p>			
<p><b>1.6</b> Staff and volunteers understand their obligations on information sharing and recordkeeping.</p> <p> <a href="#">View fact sheet 1.6</a></p>	<p>0</p> <p> </p> <p>1</p> <p> </p> <p>2</p>			

The information in this document is general in nature and does not constitute legal or professional advice (including advice relating to child safeguarding). SportWest is not liable to users for any loss resulting from the use of this document and accepts no responsibility for the accuracy of the information or your reliance on it. SportWest recommends users seek independent advice as necessary. [Click here](#) for the full disclaimer relating to SportWest child safeguarding documents.


If you need support:




- > [Mental health community links](#)
- > [Reporting flowchart](#)

Children and young people are informed about their rights, participate in decisions affecting them and are taken seriously

**NATIONAL PRINCIPLE 2**



<p><b>Key action areas:</b></p> <p><i>Click on each 'key action area' to view further information on how your SSA can commence or continue implementing this area.</i></p>	<p>Provide your SSA a rating between 0-2*. <i>Mark a circle.</i></p>	<p>If your rating is between 1-2*, document <u>examples</u> of the steps taken to achieve this.</p>	<p>Next steps (including ways to improve or extend current work or commence work in the short term) to progress your rating.</p> <p><i>See Key Action Area Fact Sheets (links in left column) for examples of how to do this.</i></p>	<p>Who is responsible and when will this be achieved by?*</p>
<p><b>2.1</b> Children and young people are informed about all of their rights, including to safety, information and participation.</p> <p> <a href="#">View fact sheet 2.1</a></p>	<p style="text-align: center;">0   1   2</p>			

<p><b>2.2</b> The importance of friendships is recognised and support from peers is encouraged, to help children and young people feel safe and be less isolated.</p> <p> <a href="#">View fact sheet 2.2</a></p>	<p>0</p> <p> </p> <p>1</p> <p> </p> <p>2</p>			
<p><b>2.3</b> Where relevant to the setting or context, children may be offered access to sexual abuse prevention programs and relevant related information in an age-appropriate way.</p> <p> <a href="#">View fact sheet 2.3</a></p>	<p>0</p> <p> </p> <p>1</p> <p> </p> <p>2</p>			
<p><b>2.4</b> Staff and volunteers are attuned to signs of harm and facilitate child-friendly ways for children to express their views, participate in decision-making and raise their concerns.</p> <p> <a href="#">View fact sheet 2.4</a></p>	<p>0</p> <p> </p> <p>1</p> <p> </p> <p>2</p>			



The information in this document is general in nature and does not constitute legal or professional advice (including advice relating to child safeguarding). SportWest is not liable to users for any loss resulting from the use of this document and accepts no responsibility for the accuracy of the information or your reliance on it. SportWest recommends users seek independent advice as necessary. [Click here](#) for the full disclaimer relating to SportWest child safeguarding documents.



If you need support:  
 > [Mental health community links](#)  
 > [Reporting flowchart](#)

Families and communities are informed and involved in promoting child safety and wellbeing

NATIONAL PRINCIPLE 3



<p><b>Key action areas:</b></p> <p><i>Click on each 'key action area' to view further information on how your SSA can commence or continue implementing this area.</i></p>	<p>Provide your SSA a rating between 0-2*. <u>Mark a circle.</u></p>	<p>If your rating is between 1-2*, document <u>examples</u> of the steps taken to achieve this.</p>	<p>Next steps (including ways to improve or extend current work or commence work in the short term) to progress your rating.</p> <p><i>See Key Action Area Fact Sheets (links in left column) for examples of how to do this.</i></p>	<p>Who is responsible and when will this be achieved by?*</p>
<p><b>3.1</b> Families participate in decisions affecting their child.</p> <p> <a href="#">View fact sheet 3.1</a></p>	<p style="text-align: center;">0   1   2</p>			
<p><b>3.2</b> The SSA engages and openly communicates with families and the community about its child safe approach and relevant information is accessible.</p> <p> <a href="#">View fact sheet 3.2</a></p>	<p style="text-align: center;">0   1   2</p>			

<p><b>3.3</b> Families and communities have a say in the development and review of the SSA's policies and practices.</p> <p> <a href="#">View fact sheet 3.3</a></p>	<p>0</p> <p>1</p> <p>2</p>			
<p><b>3.4</b> Families, carers and the community are informed about the SSA's operations and governance.</p> <p> <a href="#">View fact sheet 3.4</a></p>	<p>0</p> <p>1</p> <p>2</p>			

The information in this document is general in nature and does not constitute legal or professional advice (including advice relating to child safeguarding). SportWest is not liable to users for any loss resulting from the use of this document and accepts no responsibility for the accuracy of the information or your reliance on it. SportWest recommends users seek independent advice as necessary. [Click here](#) for the full disclaimer relating to SportWest child safeguarding documents.


If you need support:

- > [Mental health community links](#)
- > [Reporting flowchart](#)

Equity is upheld and diverse needs respected in policy and practice

NATIONAL PRINCIPLE 4



<p><b>Key action areas:</b></p> <p><i>Click on each 'key action area' to view further information on how your SSA can commence or continue implementing this area.</i></p>	<p>Provide your SSA a rating between 0-2*. <i>Mark a circle.</i></p>	<p>If your rating is between 1-2*, document <u>examples</u> of the steps taken to achieve this.</p>	<p>Next steps (including ways to improve or extend current work or commence work in the short term) to progress your rating.</p> <p><i>See Key Action Area Fact Sheets (links in left column) for examples of how to do this.</i></p>	<p>Who is responsible and when will this be achieved by?*</p>
<p><b>4.1</b> The SSA, including staff and volunteers, understands the diverse circumstances of children and young people, and provides support and responds to those who are vulnerable.</p> <p> <a href="#">View fact sheet 4.1</a></p>	<p style="text-align: center;">0   1   2</p>			

<p><b>4.2</b> Children and young people have access to information, support and complaints processes in ways that are culturally safe, accessible and easy to understand.</p> <p> <a href="#">View fact sheet 4.2</a></p>	<p>0   1   2</p>			
<p><b>4.3</b> The SSA pays particular attention to the needs of Aboriginal and Torres Strait Islander children and young people, children and young people with a disability, children and young people from culturally and linguistically diverse backgrounds, those who are unable to live at home, and lesbian, gay, bisexual, transgender and intersex children and young people.</p> <p> <a href="#">View fact sheet 4.3</a></p>	<p>0   1   2</p>			



The information in this document is general in nature and does not constitute legal or professional advice (including advice relating to child safeguarding). SportWest is not liable to users for any loss resulting from the use of this document and accepts no responsibility for the accuracy of the information or your reliance on it. SportWest recommends users seek independent advice as necessary. [Click here](#) for the full disclaimer relating to SportWest child safeguarding documents.



If you need support:  
 > [Mental health community links](#)  
 > [Reporting flowchart](#)

People working with children and young people are suitable and supported to reflect child safety and wellbeing values in practice

**NATIONAL PRINCIPLE 5**



<p><b>Key action areas:</b></p> <p><i>Click on each 'key action area' to view further information on how your SSA can commence or continue implementing this area.</i></p>	<p>Provide your SSA a rating between 0-2*. <i>Mark a circle.</i></p>	<p>If your rating is between 1-2*, document <u>examples</u> of the steps taken to achieve this.</p>	<p>Next steps (including ways to improve or extend current work or commence work in the short term) to progress your rating.</p> <p><i>See Key Action Area Fact Sheets (links in left column) for examples of how to do this.</i></p>	<p>Who is responsible and when will this be achieved by?*</p>
<p><b>5.1</b> Recruitment - including advertising, referee checks and staff and volunteer pre-employment screening - emphasises child safety and wellbeing.</p> <p> <a href="#">View fact sheet 5.1</a></p>	<p style="text-align: center;">0   1   2</p>			
<p><b>5.2</b> Relevant staff and volunteers have current Working with Children Checks or equivalent background checks.</p> <p> <a href="#">View fact sheet 5.2</a></p>	<p style="text-align: center;">0   1   2</p>			

<p><b>5.3</b> All staff and volunteers receive an appropriate induction and are aware of their responsibilities to children and young people, including recordkeeping, information sharing and reporting obligations.</p> <p> <a href="#">View fact sheet 5.3</a></p>	<p>0   1   2</p>			
<p><b>5.4</b> Ongoing supervision and people management is focused on child safety and wellbeing.</p> <p> <a href="#">View fact sheet 5.4</a></p>	<p>0   1   2</p>			


The information in this document is general in nature and does not constitute legal or professional advice (including advice relating to child safeguarding). SportWest is not liable to users for any loss resulting from the use of this document and accepts no responsibility for the accuracy of the information or your reliance on it. SportWest recommends users seek independent advice as necessary. [Click here](#) for the full disclaimer relating to SportWest child safeguarding documents.




If you need support:  
 > [Mental health community links](#)  
 > [Reporting flowchart](#)


Processes to respond to complaints and concerns are child focused

NATIONAL PRINCIPLE 6



<p><b>Key action areas:</b></p> <p><i>Click on each 'key action area' to view further information on how your SSA can commence or continue implementing this area.</i></p>	<p>Provide your SSA a rating between 0-2*. <u>Mark a circle.</u></p>	<p>If your rating is between 1-2*, document <u>examples</u> of the steps taken to achieve this.</p>	<p>Next steps (including ways to improve or extend current work or commence work in the short term) to progress your rating.</p> <p><i>See Key Action Area Fact Sheets (links in left column) for examples of how to do this.</i></p>	<p>Who is responsible and when will this be achieved by?*</p>
<p><b>6.1</b> The SSA has an accessible, child-focused complaint handling policy, which clearly outlines the roles and responsibilities of leadership, staff and volunteers; approaches to dealing with different types of complaints; breaches of relevant policies or the Child Safety Code of Conduct; and obligations to act and report.</p> <p> <a href="#">View fact sheet 6.1</a></p>	<p style="text-align: center;">0   1   2</p>			

<p><b>6.2</b> Effective complaint handling processes are understood by children and young people, families, staff and volunteers, and are culturally safe.</p> <p> <a href="#">View fact sheet 6.2</a></p>	<p>0</p> <p> </p> <p>1</p> <p> </p> <p>2</p>			
<p><b>6.3</b> Complaints are taken seriously and responded to promptly and thoroughly.</p> <p> <a href="#">View fact sheet 6.3</a></p>	<p>0</p> <p> </p> <p>1</p> <p> </p> <p>2</p>			
<p><b>6.4</b> The SSA has policies and procedures in place for reporting of complaints and concerns to relevant authorities – irrespective of whether such reporting is required by law – and co-operates with law enforcement.</p> <p> <a href="#">View fact sheet 6.4</a></p>	<p>0</p> <p> </p> <p>1</p> <p> </p> <p>2</p>			

<p><b>6.5</b> Reporting, privacy and employment law obligations are met.</p> <p> <a href="#">View fact sheet 6.5</a></p>	<p>0</p> <p>1</p> <p>2</p>			
-----------------------------------------------------------------------------------------------------------------------------------------------------------------------------------------------------------	----------------------------	--	--	--


The information in this document is general in nature and does not constitute legal or professional advice (including advice relating to child safeguarding). SportWest is not liable to users for any loss resulting from the use of this document and accepts no responsibility for the accuracy of the information or your reliance on it. SportWest recommends users seek independent advice as necessary. [Click here](#) for the full disclaimer relating to SportWest child safeguarding documents.



If you need support:



- > [Mental health community links](#)
- > [Reporting flowchart](#)

Staff and volunteers are equipped with the knowledge, skills and awareness to keep children and young people safe through ongoing education and training

**NATIONAL PRINCIPLE 7**



<p><b>Key action areas:</b></p> <p><i>Click on each 'key action area' to view further information on how your SSA can commence or continue implementing this area.</i></p>	<p>Provide your SSA a rating between 0-2*. <i>Mark a circle.</i></p>	<p>If your rating is between 1-2*, document <u>examples</u> of the steps taken to achieve this.</p>	<p>Next steps (including ways to improve or extend current work or commence work in the short term) to progress your rating.</p> <p><i>See Key Action Area Fact Sheets (links in left column) for examples of how to do this.</i></p>	<p>Who is responsible and when will this be achieved by?*</p>
<p><b>7.1</b> Staff and volunteers are trained and supported to effectively implement the SSA's child safety and wellbeing policy.</p> <p> <a href="#">View fact sheet 7.1</a></p>	<p style="text-align: center;">0   1   2</p>			
<p><b>7.2</b> Staff and volunteers receive training and information to recognise indicators of child harm, including harm caused by other children and young people.</p> <p> <a href="#">View fact sheet 7.2</a></p>	<p style="text-align: center;">0   1   2</p>			

<p><b>7.3</b> Staff and volunteers receive training and information to respond effectively to issues of child safety and wellbeing and support those who disclose harm.</p> <p> <a href="#">View fact sheet 7.3</a></p>	<p>0   1   2</p>			
<p><b>7.4</b> Staff and volunteers receive training and information on how to build culturally safe environments for children and young people.</p> <p> <a href="#">View fact sheet 7.4</a></p>	<p>0   1   2</p>			


The information in this document is general in nature and does not constitute legal or professional advice (including advice relating to child safeguarding). SportWest is not liable to users for any loss resulting from the use of this document and accepts no responsibility for the accuracy of the information or your reliance on it. SportWest recommends users seek independent advice as necessary. [Click here](#) for the full disclaimer relating to SportWest child safeguarding documents.




If you need support:  
 > [Mental health community links](#)  
 > [Reporting flowchart](#)

Physical and online environments promote safety and wellbeing while minimising the opportunity for children and young people to be harmed

**NATIONAL PRINCIPLE 8**



<p><b>Key action areas:</b></p> <p><i>Click on each 'key action area' to view further information on how your SSA can commence or continue implementing this area.</i></p>	<p>Provide your SSA a rating between 0-2*. <i>Mark a circle.</i></p>	<p>If your rating is between 1-2*, document <u>examples</u> of the steps taken to achieve this.</p>	<p>Next steps (including ways to improve or extend current work or commence work in the short term) to progress your rating.</p> <p><i>See Key Action Area Fact Sheets (links in left column) for examples of how to do this.</i></p>	<p>Who is responsible and when will this be achieved by?*</p>
<p><b>8.1</b> Staff and volunteers identify and mitigate risks in the online and physical environments, without compromising a child's right to privacy, access to information, social connections and learning opportunities.</p> <p> <a href="#">View fact sheet 8.1</a></p>	<p style="text-align: center;">0   1   2</p>			

<p><b>8.2</b> The online environment is used in accordance with the SSA’s Code of Conduct and child safety and wellbeing policy and practices.</p> <p> <a href="#">View fact sheet 8.2</a></p>	<p>0</p> <p> </p> <p>1</p> <p> </p> <p>2</p>			
<p><b>8.3</b> Risk management plans consider risks posed by SSA settings, activities and the physical environment.</p> <p> <a href="#">View fact sheet 8.3</a></p>	<p>0</p> <p> </p> <p>1</p> <p> </p> <p>2</p>			
<p><b>8.4</b> SSAs that contract facilities and services from third parties have procurement policies that acknowledge the safety of children and young people.</p> <p> <a href="#">View fact sheet 8.4</a></p>	<p>0</p> <p> </p> <p>1</p> <p> </p> <p>2</p>			



The information in this document is general in nature and does not constitute legal or professional advice (including advice relating to child safeguarding). SportWest is not liable to users for any loss resulting from the use of this document and accepts no responsibility for the accuracy of the information or your reliance on it. SportWest recommends users seek independent advice as necessary. [Click here](#) for the full disclaimer relating to SportWest child safeguarding documents.


If you need support:  
 > [Mental health community links](#)  
 > [Reporting flowchart](#)

Implementation of the National Principles for Child Safe Organisations is regularly reviewed and improved

NATIONAL PRINCIPLE 9



<p><b>Key action areas:</b></p> <p><i>Click on each 'key action area' to view further information on how your SSA can commence or continue implementing this area.</i></p>	<p>Provide your SSA a rating between 0-2*. <u>Mark a circle.</u></p>	<p>If your rating is between 1-2*, document <u>examples</u> of the steps taken to achieve this.</p>	<p>Next steps (including ways to improve or extend current work or commence work in the short term) to progress your rating.</p> <p><i>See Key Action Area Fact Sheets (links in left column) for examples of how to do this.</i></p>	<p>Who is responsible and when will this be achieved by?*</p>
<p><b>9.1</b> The SSA regularly reviews, evaluates and improves child safe practices.</p> <p> <a href="#">View fact sheet 9.1</a></p>	<p style="text-align: center;">0   1   2</p>			
<p><b>9.2</b> Complaints, concerns and safety incidents are analysed to identify causes and systemic failures so as to inform continuous improvement.</p> <p> <a href="#">View fact sheet 9.2</a></p>	<p style="text-align: center;">0   1   2</p>			

<p><b>9.3</b> The SSA reports on the findings of relevant reviews to staff and volunteers, community and families, and children and young people.</p> <p> <a href="#">View fact sheet 9.3</a></p>	<p>0</p> <p>1</p> <p>2</p>			
------------------------------------------------------------------------------------------------------------------------------------------------------------------------------------------------------------------------------------------------------------------------------------	----------------------------	--	--	--


The information in this document is general in nature and does not constitute legal or professional advice (including advice relating to child safeguarding). SportWest is not liable to users for any loss resulting from the use of this document and accepts no responsibility for the accuracy of the information or your reliance on it. SportWest recommends users seek independent advice as necessary. [Click here](#) for the full disclaimer relating to SportWest child safeguarding documents.



If you need support:




- > [Mental health community links](#)
- > [Reporting flowchart](#)

**Policies and procedures document how the organisation is safe for children and young people**

**NATIONAL PRINCIPLE 10**



<p><b>Key action areas:</b></p> <p><i>Click on each 'key action area' to view further information on how your SSA can commence or continue implementing this area.</i></p>	<p>Provide your SSA a rating between 0-2*. <i>Mark a circle.</i></p>	<p>If your rating is between 1-2*, document <u>examples</u> of the steps taken to achieve this.</p>	<p>Next steps (including ways to improve or extend current work or commence work in the short term) to progress your rating.</p> <p><i>See Key Action Area Fact Sheets (links in left column) for examples of how to do this.</i></p>	<p>Who is responsible and when will this be achieved by?*</p>
<p><b>10.1</b> Policies and procedures address all National Child Safe Principles.</p> <p> <a href="#">View fact sheet 10.1</a></p>	<p>0</p> <p>1</p> <p>2</p>			
<p><b>10.2</b> Policies and procedures are documented and easy to understand.</p> <p> <a href="#">View fact sheet 10.2</a></p>	<p>0</p> <p>1</p> <p>2</p>			

<p><b>10.3</b> Best practice models and stakeholder consultation informs the development of policies and procedures.</p> <p> <a href="#">View fact sheet 10.3</a></p>	<p>0</p> <p> </p> <p>1</p> <p> </p> <p>2</p>			
<p><b>10.4</b> Leaders champion and model compliance with policies and procedures.</p> <p> <a href="#">View fact sheet 10.4</a></p>	<p>0</p> <p> </p> <p>1</p> <p> </p> <p>2</p>			
<p><b>10.5</b> Staff and volunteers understand and implement policies and procedures.</p> <p> <a href="#">View fact sheet 10.5</a></p>	<p>0</p> <p> </p> <p>1</p> <p> </p> <p>2</p>			

The information in this document is general in nature and does not constitute legal or professional advice (including advice relating to child safeguarding). SportWest is not liable to users for any loss resulting from the use of this document and accepts no responsibility for the accuracy of the information or your reliance on it. SportWest recommends users seek independent advice as necessary. [Click here](#) for the full disclaimer relating to SportWest child safeguarding documents.

If you need support:  
 > [Mental health community links](#)  
 > [Reporting flowchart](#)

Completed by \_\_\_\_\_

Date \_\_\_\_\_

Approved/Noted by \_\_\_\_\_

Date \_\_\_\_\_

Next review due \_\_\_\_\_

## WHERE TO NEXT?

Well done for completing this self-assessment! It is now important to capture your next priorities into an [action plan](#). Review the last column in the self-assessment table and identify priority focus areas for the short term ([click here to assist you with prioritising where to start](#)); and then complete the remaining parts of the [action plan](#) to guide your implementation.

# TRUE SPORT CHILD SAFEGUARDING ACTION PLAN

## NATIONAL PRINCIPLES FOR CHILD SAFE ORGANISATIONS

--	--	--	--	--

## Focus Key Action Areas

--	--	--	--	--

## Who and When

WHO:	WHO:	WHO:	WHO:	WHO:
WHEN:	WHEN:	WHEN:	WHEN:	WHEN:

### True Sport Child Safeguarding Vision

To enable all children and young people who participate in sport in WA to have the opportunity to do so in a safe and fun way.

### True Sport Child Safeguarding Principles

The best interests of children and young people will be at the centre of all decision making.

### True Sport Child Safeguarding Objective

To support SSAs to create and maintain safe environments for children and young people through implementing the National Principles for Child Safe Organisations.



Child Safeguarding  
Initiative